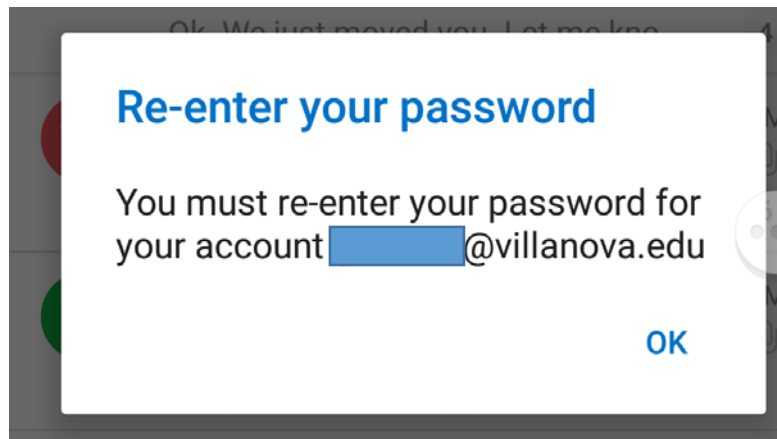


On an Android device, you may receive an error that your account information is incorrect or that you will have to re-enter your password. The following is the error for the Outlook app:

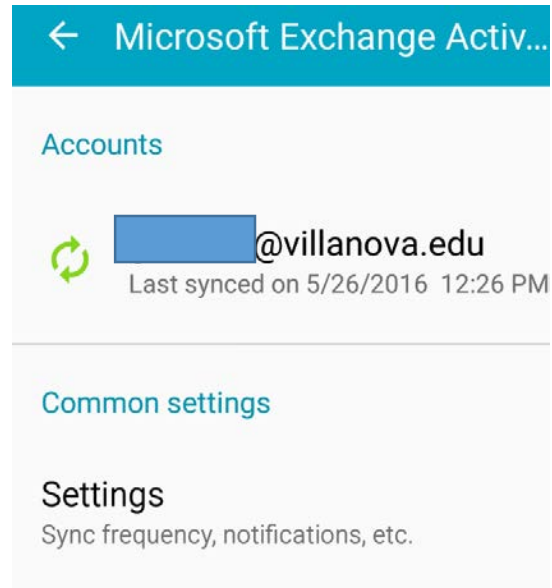


After tapping OK, you'll be asked to enter additional information. The images show all the field you will be asked for and that must be entered.

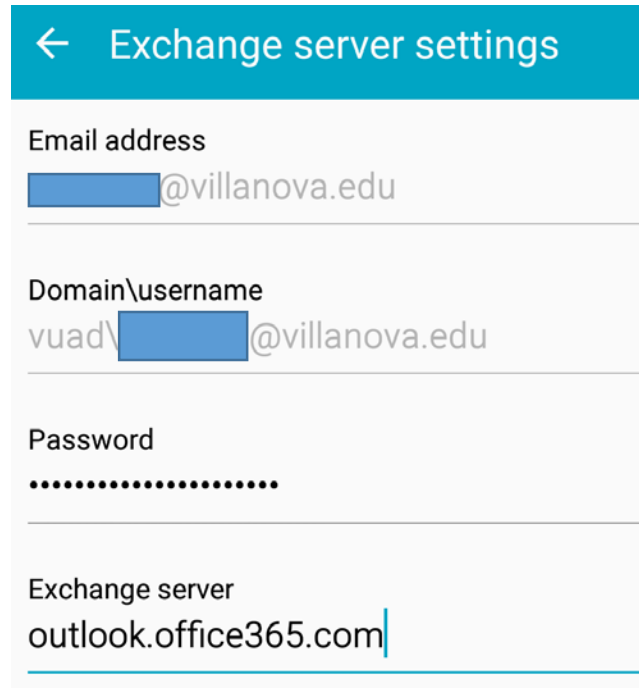
<p>← Connect Exchange ? ✓</p> <p>Email Address</p> <p>[redacted]@villanova.edu</p> <p>Server (example: server.domain.com)</p> <p>Domain (example: domain.com)</p> <p>HIDE ADVANCED SETTINGS ^</p>	<p>webaccess.villanova.edu</p> <p>Domain (example: domain.com)</p> <p><u>vuad</u></p> <p>Username (example: mike.rosoft)</p> <p>HIDE ADVANCED SETTINGS ^</p>
---	---

The server will be outlook.office365.com, the domain is vuad, and your username must be your email. This eventually allow you to connect.

However, if you are using the Mail app on your Android, you can change the settings by going into Settings, scroll down to your Accounts, and chose your Exchange mailbox. Once there, you should be able to tap the account settings.



Continue tapping until you can edit the Exchange server settings.



Once selecting Done, your mail will now come into your phone.